

Pilot operated check, single


VSO-SE

05.52.79 - X - Y - Z

RE 18307-01

Edition: 09.2019

Replaces: 11.2018



Technical data

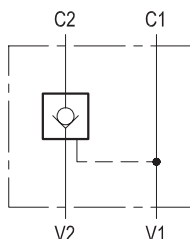
Operating pressure	up to 210 bar (3000 psi)
Max. flow	30 l/min. (8 gpm)
Pilot ratio	7 : 1
Weight	0.68 kg (1.5 lbs)
Manifold material	Aluminium
Note: aluminium bodies are often strong enough for operating pressures exceeding 210 bar (3000 psi), depending from the fatigue life expected in the specific application. If in doubt, consult our Service Network.	
Fluid	Mineral oil (HL, HLP) according DIN 51524
Fluid temperature range	-30 °C to 100 (-22 to 212 °F)
Viscosity range	10 to 500 mm ² /s (cSt)
Recommended degree of fluid contamination	Class 19/17/14 according to ISO 4406
MTTFD	150 years see RE 18350-51
Other technical data	see data sheet 18350-50
The version with O-Ring and heavier spring is generally recommended.	

Note: for applications outside these parameters, please consult us.

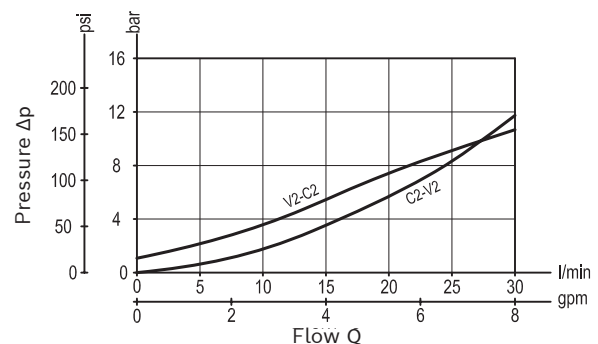
Description

Flow is allowed to pass from V2 to C2 when pressure at V2 rises above the spring bias pressure and the poppet is pushed from its seat. The valve is normally closed (checked) from C2 to V2; when sufficient pilot pressure is present at V1-C1 the pilot piston acts to push the poppet from its seat and flow is allowed from C2 to V2. Precision machining and hardening processes allow virtually leak-free performance in the checked condition.

In case of valve application in redundancy systems it is especially recommended to use version with sealed pilot piston.



Characteristic curve



Ordering code

05.52.79	X	Y	Z
-----------------	----------	----------	----------

Pilot operated check, single

O-Ring on pilot piston

00	No O-Ring
10	With O-Ring

Port sizes	V1 - V2	C1 - C2	
97	G 3/8	G 3/8	

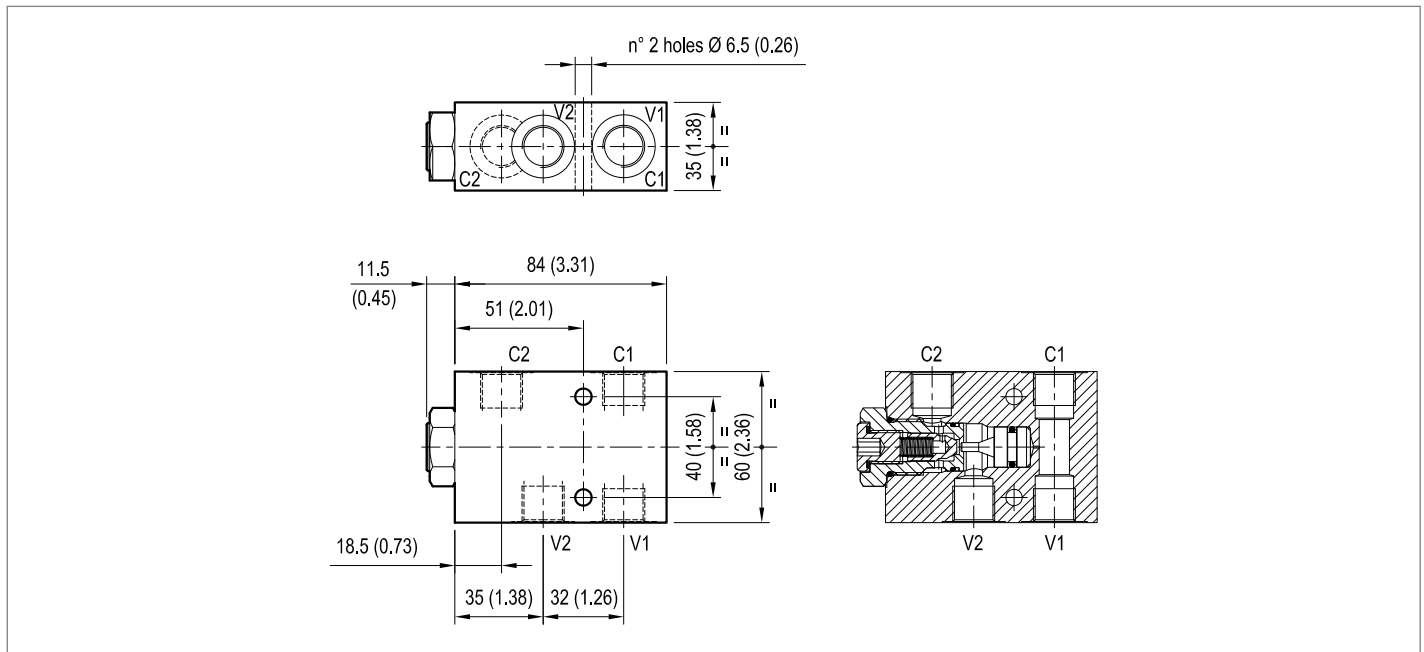
SPRINGS	
Cracking pressure bar (psi)	
00	only for X=00 1 (15)
01	only for X=10 4.5 (65)

Preferred types

Type	Material number
055279009700000	R930002375
055279009701000	R930002376

Type	Material number
055279109701000	R930002377

Dimensions



Bosch Rexroth Oil Control S.p.A.

Via Leonardo da Vinci 5
 P.O. Box no. 5
 41015 Nonantola – Modena, Italy
 Tel. +39 059 887 611
 Fax +39 059 547 848
 compact-hydraulics-pib@boschrexroth.com
 www.boschrexroth.com/compacthydraulics

© This document, as well as the data, specifications and other information set forth in it, are the exclusive property of Bosch Rexroth Oil Control S.p.a.. It may not be reproduced or given to third parties without its consent. The data specified above only serve to describe the product. No statements concerning a certain condition or suitability for a certain application can be derived from our information. The information given does not release the user from the obligation of own judgment and verification. It must be remembered that our products are subject to a natural process of wear and aging. Subject to change.