

Flow control, 2-way pressure compensated,
fixed setting

Common cavity, Size 08

VRFA-08A

04.02.01.00.56 - Z

RE 18321-12

Edition: 03.2016

Replaces: 09.2009



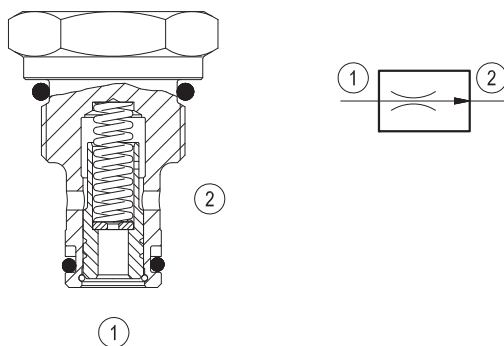
Description

A constant flow rate, regardless of system pressures, is established from 1 to 2 while a minimum pressure differential of 10 bar (145 psi) exists between the two ports. The valve cannot be adjusted for variable flow output. Flow from 2 to 1 is limited by the diameter of the selected control orifice and is not pressure compensated.

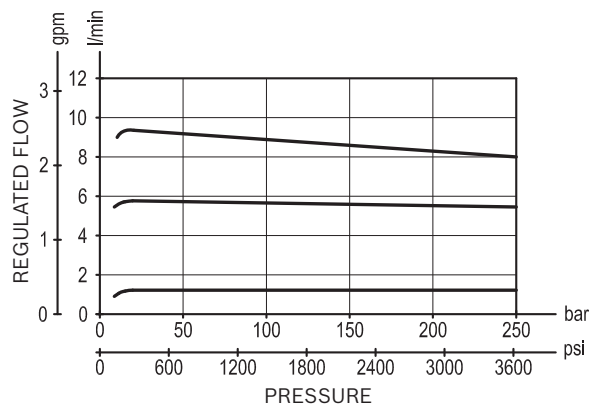
Technical data

Pressure min. - max.	10 - 210 bar (145 - 3000 psi)
Flow range	see "Regulated flow range" table
Fluid temperature range	-30 to 100 °C (-22 to 212 °F)
Installation torque	34 - 41 Nm (25 - 30 ft-lbs)
Weight	0.12 kg (0.27 lbs)
Cavity	CA-08A-2N (see data sheet 18325-70)
Lines bodies and standard assemblies	Please refer to section "Hydraulic integrated circuit" or consult factory
Seal kit ¹⁾	Code: RG08A2010520100 material no: R901101437
Fluids	Mineral-based or synthetics with lubricating properties at viscosities of 10 to 500 mm ² /s (cSt)
Recommended degree of fluid contamination	Nominal value max. 10µm (NAS 8) / ISO 4406 19/17/14
Installation	No restrictions
Other Technical Data	See data sheet 18350-50

1) Only external seals for 10 valves



Characteristic curve



Ordering code

04.02.01.00	56	Z	00	*
--------------------	-----------	----------	-----------	----------

Flow control, 2-way pressure compensated
fixed settingSeries 0/A to L
unchanged performances and dimensions

Version and options standard

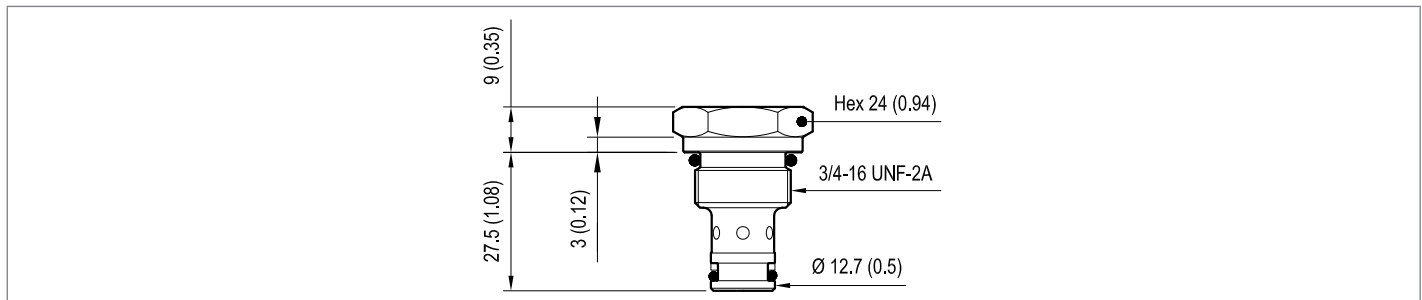
56 Common cavity, Size 08

	Regulated flow range l/min. (gpm) ± 10%
09	0.9 (0.24)
13	1.3 (0.34)
15	1.5 (0.4)
20	2 (0.53)
30	3 (0.79)
40	4 (1.06)
53	5.3 (1.4)
65	6.5 (1.72)
80	8 (2.11)
90	9 (2.38)

Preferred types

Type	Material number
040201005609000	R901109350
04020100561300A	R901109351
040201005615000	R901184436
04020100562000A	R901109352
040201005630000	R901109355

Type	Material number
04020100564000A	R901109357
040201005653000	R901109360
04020100566500A	R901109361
04020100568000A	R901109362
040201005690000	R930007463

Dimensions**Bosch Rexroth Oil Control S.p.A.**

Via Leonardo da Vinci 5
P.O. Box no. 5
41015 Nonantola – Modena, Italy
Tel. +39 059 887 611
Fax +39 059 547 848
compact-hydraulics-cv@boschrexroth.com
www.boschrexroth.com/compacthydraulics

© This document, as well as the data, specifications and other information set forth in it, are the exclusive property of Bosch Rexroth Oil Control S.p.a.. It may not be reproduced or given to third parties without its consent. The data specified above only serve to describe the product. No statements concerning a certain condition or suitability for a certain application can be derived from our information. The information given does not release the user from the obligation of own judgment and verification. It must be remembered that our products are subject to a natural process of wear and aging. Subject to change.